

PreMixed option asset allocation by weight

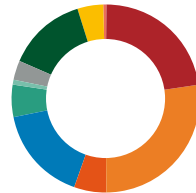
31 August 2022

High Growth



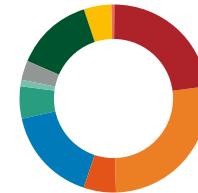
Australian shares	29.6%
International shares	35.4%
Private equity	6.4%
Infrastructure	12.3%
Unlisted Property	4.7%
Listed Property	0.6%
Credit	1.0%
Fixed interest	5.1%
Cash	4.6%
Other assets	0.3%
Foreign currency exposure	26.1%
Growth assets*	81.4%
Defensive assets*	18.6%

Balanced



Australian shares	22.7%
International shares	27.2%
Private equity	5.6%
Infrastructure	16.2%
Unlisted Property	5.7%
Listed Property	0.9%
Credit	3.2%
Fixed interest	13.6%
Cash	4.5%
Other assets	0.4%
Foreign currency exposure	20.2%
Growth assets*	69.8%
Defensive assets*	30.2%

Socially Aware



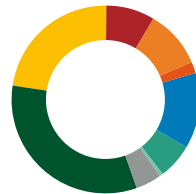
Australian shares	22.9%
International shares	26.8%
Private equity	5.6%
Infrastructure	16.3%
Unlisted Property	5.7%
Listed Property	0.9%
Credit	3.3%
Fixed interest	13.5%
Cash	4.6%
Other assets	0.5%
Foreign currency exposure	20.3%
Growth assets*	69.7%
Defensive assets*	30.3%

Conservative Balanced



Australian shares	15.7%
International shares	18.9%
Private equity	4.7%
Infrastructure	13.5%
Unlisted Property	6.0%
Listed Property	0.5%
Credit	4.0%
Fixed interest	27.6%
Cash	9.1%
Other assets	0.0%
Foreign currency exposure	15.3%
Growth assets*	51.8%
Defensive assets*	48.2%

Stable



Australian shares	8.4%
International shares	10.0%
Private equity	2.0%
Infrastructure	13.4%
Unlisted Property	6.3%
Listed Property	0.4%
Credit	4.5%
Fixed interest	32.8%
Cash	22.2%
Other assets	0.0%
Foreign currency exposure	8.4%
Growth assets*	33.2%
Defensive assets*	66.8%

Indexed Diversified



Australian shares	28.3%
International shares	41.7%
Fixed interest	25.6%
Cash	4.4%
Foreign currency exposure	28.9%
Growth assets*	70.1%
Defensive assets*	29.9%

Find out more

Call **1300 300 273** (8am to 8pm AEST/AEDT weekdays)

Web australiansuper.com/investments

Note: Percentages may not total 100% due to rounding. This report shows asset allocations for Superannuation options. Option asset allocations for Superannuation and Choice Income accounts may have slight differences at any given time. This is a result of different amounts of member transaction activity each day. The Fund attempts to minimise these asset allocation differences.

* Growth asset allocation includes 100% of Australian shares, International shares, Private equity, Listed property, Listed infrastructure and Other assets. Unlisted property, Unlisted infrastructure and Credit are classified as 50% growth and 50% defensive. Defensive allocation includes 100% of Fixed interest and Cash.